


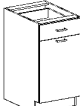


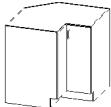
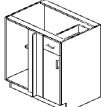
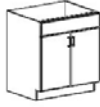




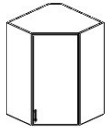
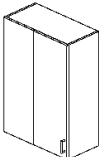



STANDARD/BUILDER BOX CONSTRUCTION CABINETS*



Base Cabinets

DESCRIPTION	PICTURE	SIZE OF THE CABINET (Width X Height X Depth)	ORDER CODE	NOTES/ORDER
BASE CABINET - ONE DRAWER AND ONE DOOR		09" x 34.5" x 24" 12" x 34.5" x 24" 15" x 34.5" x 24" 18" x 34.5" x 24" 21" x 34.5" x 24"	B09, B12, B15, B18, B21 2020 Code: -SAME-	CAN BE HINGED LEFT OR RIGHT
BASE CABINET - ONE DRAWER AND TWO DOOR		24" x 34.5" x 24" 27" x 34.5" x 24" 30" x 34.5" x 24"	B24, B27, B30 2020 Code: -SAME-	
BASE CABINET - TWO DRAWER AND TWO DOOR		33" x 34.5" x 24" 36" x 34.5" x 24"	B33, B36 2020 Code: B##-2	
BASE CABINET - ONE DRAWER AND RECYCLE		15" x 34.5" x 24" 18" x 34.5" x 24"	BRC15, BRC18 2020 Code: BRC##	BRC15 ONLY COMES WITH ONE BIN UPGRADE TO SOFT-CLOSE ROLL-OUTS AVAILABLE
BASE CABINET - SPICE RACK		09" x 34.5" x 24" 12" x 34.5" x 24"	BSR09, BSR12 2020 Code: BSR##	DOES NOT COME WITH SOFT CLOSE TRAYS
BASE CABINET - DRAWER BASE		12" x 34.5" x 24" 15" x 34.5" x 24" 18" x 34.5" x 24" 21" x 34.5" x 24" 24" x 34.5" x 24" 27" x 34.5" x 24" 30" x 34.5" x 24"	DB12, DB15, DB18, DB21, DB24, DB27, DB30 2020 Code: 3DB##D	
BASE CABINET - LAZY SUSAN BASE		33" x 34.5" x 33" 36" x 34.5" x 36"	LSB33, LSB36 2020 Code: BCFD##(R/L)-LS	COMES IN 3 PARTS: BOX/DOOR/SPIN PLATES (24")
BASE CABINET - BLIND CORNER BASE (DRAWER AND DOOR)		27" x 34.5" x 24" 36" x 34.5" x 24"	BBC36/39 (27) BBC42/45 (36) 2020 Code: BB##2424(L/R)	CABINET IS PULLED FORWARD (VAR. 3") TO FIT CORNER SPACE CAN CONFIGURE LEFT OR RIGHT
BASE CABINET - SINK BASE		24" x 34.5" x 24" 27" x 34.5" x 24" 30" x 34.5" x 24" 33" x 34.5" x 24" 36" x 34.5" x 24"	SB24, SB27, SB30, SB33, SB36 2020 Code: SB##	SB24 & SB27 WILL BE MODIFIED FROM STANDARD BASE APRON SINK MODIFICATION AVAILABLE
BASE CABINET - BASE END SHELF		12" x 34.5" x 24"	BOES12 2020 Code: BWN12(L/R)	CAN BE CONFIGURED LEFT OR RIGHT


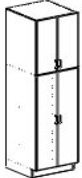
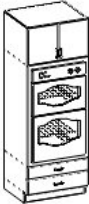
Wall Cabinets

DESCRIPTION	PICTURE	SIZE OF THE CABINET (Width X Height X Depth)	ORDER CODE	NOTES/ORDER
WALL CABINET – ONE DOOR		09" x 30" x 12" 12" x 30" x 12" 15" x 30" x 12" 18" x 30" x 12" 21" x 30" x 12" 36" & 40" HEIGHT AVAILABLE 40" HEIGHT AVAILABILITY SUBJECT TO PRODUCT LINE	W0930, W1230, W1530, W1830, W2130 W0936, W1236, W1536, W1836, W2136 W0940, W1240, W1540, W1840, W2140 2020 Code: -SAME-	WALL CABINETS CAN BE USED AS BASE CABINET WHEN CUSTOMER BUILDS FOUNDATIONAL FRAME USING 2BY4S (4.5" HEIGHT)
WALL CABINET – TWO DOOR		24" x 30" x 12" 27" x 30" x 12" 30" x 30" x 12" 33" x 30" x 12" 36" x 30" x 12" 36" & 40" HEIGHT AVAILABLE 40" HEIGHT AVAILABILITY SUBJECT TO PRODUCT LINE	W2430, W2730, W3030, W3330, W3630 W2436, W2736, W3036, W3336, W3636 W2440, W2740, W3040, W3340, W3640 2020 Code: -SAME-	WALL CABINETS CAN BE USED AS BASE CABINET WHEN CUSTOMER BUILDS FOUNDATIONAL FRAME USING 2BY4S (4.5" HEIGHT)
WALL CABINET – TWO DOOR OVER STOVE/ REFRIGERATOR		30" x 12" x 12" 33" x 12" x 12" 36" x 12" x 12" 30" x 15" x 12" 33" x 15" x 12" 36" x 15" x 12" 30" x 18" x 12" 33" x 18" x 12" 36" x 18" x 12" 30" x 21" x 12" 33" x 21" x 12" 36" x 21" x 12" 30" x 24" x 12" 36" x 24" x 12" 24" DEPTH AVAILABLE	W3012, W3312, W3612 W3015, W3315, W3615 W3018, W3318, W3618 W3021, W3321, W3621 W3024, W3624 2020 Code: • 12" DEPTH: SAME • 24" DEPTH: RW##(##)	ROUND APRON SINKS AND OTHER 3 RD PARTY APRON SINKS REQUIRE REFRIGERATOR CABINET 18" HEIGHT + ADDITIONAL TRIM & TOEKICK
WALL CABINET – DIAGONAL CORNER ONE DOOR		24" x 30" x 24" 24" x 36" x 24" 24" x 40" x 24" 40" HEIGHT AVAILABILITY SUBJECT TO PRODUCT LINE	WDC2430, WDC2436, WDC2440 2020 Code: WC24##	
WALL CABINET – BLIND CORNER WALL ONE DOOR		27" x 30" x 12" 27" x 36" x 12" 27" x 40" x 12" 40" HEIGHT AVAILABILITY SUBJECT TO PRODUCT LINE	WBC2730, WBC2736, WBC2440 2020 Code: WB27##(L/R)	CABINET IS PULLED FORWARD TO FIT CORNER SPACE (MAX WIDTH 27") CAN CONFIGURE LEFT OR RIGHT BLIND
WALL CABINET – WALL OPEN END SHELF		12" x 30" x 12" 12" x 36" x 12" 12" x 40" x 12" 40" HEIGHT AVAILABILITY SUBJECT TO PRODUCT LINE	WES1230, WES1236, WES1240 2020 Code: WC12##(L/R)	CAN BE CONFIGURED LEFT OR RIGHT

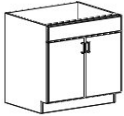

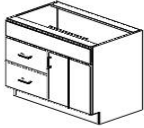

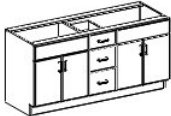

Wall Cabinets (Con't.)

DESCRIPTION	PICTURE	SIZE OF THE CABINET (Width X Height X Depth)	ORDER CODE	NOTES/ORDER
WALL MICROWAVE CABINET – TWO DOOR		27" x 30" x 12" 27" x 36" x 12" 27" x 40" x 12"	MWC2730, MWC2736, MWC2740 2020 Code: MW27##	FOR UNDER- COUNTER MICROWAVES, USE DB24/27/30
WALL WINE CABINET – DIAGONAL CROSS BOTTLE RACK		30" x 15" x 12" 30" x 18" x 12" 30" x 24" x 12" SIZES MAY BE SUBJECT TO AVAILABILITY	WR3015, WR3018, WR3024 2020 Code: USE ADD- ON FEATURE	
WALL STEM GLASS HOLDER		30" x 2.5" x 12"	SGH30 2020 Code: USE ADD- ON FEATURE	

Tall Cabinets

DESCRIPTION	PICTURE	SIZE OF THE CABINET (Width X Height X Depth)	ORDER CODE	NOTES/ORDER
PANTRY TALL CABINET– TWO DOOR		18" x 84" x 24" 18" x 90" x 24" 18" x 94" x 24"	PC1884, PC1890, PC1894 2020 Code: P18##(L/R)	
PANTRY TALL CABINET– FOURDOOR		24" x 84" x 24" 24" x 90" x 24" 24" x 94" x 24" 30" x 84" x 24" 30" x 90" x 24" 30" x 94" x 24"	PC2484, PC2490, PC2494, PC3084, PC3090, PC3094 PC3684, PC3690 PC3694 2020 Code: P##(##)	36" WIDTH PANTRY STOCK SIZES SUBJECT TO AVAILABILITY
DOUBLE OVEN TALL CABINET– TWO DOOR ONE DRAWER		30" x 84" x 24" 30" x 90" x 24" 30" x 94" x 24" 33" x 84" x 24" 33" x 90" x 24" 33" x 94" x 24"	OVD3084, OVD3090, OVD3094, OVD3384, OVD3390, OVD3394 2020 Code: DO##(##)	OPENING SIZE: OVD30 – 27"Wx51"H OVD33 – 30"Wx51"H CUSTOMER NEEDS TO BUY LONG FILLER TO TRIM OUT SPACE

Vanity Bases

DESCRIPTION	PICTURE	SIZE OF THE CABINET (Width X Height X Depth)	ORDER CODE	NOTES/ORDER
VANITY CABINET – SINK BASE		24" x 33" x 21" 30" x 33" x 21"	VA24, VA30 2020 Code: SB##3321	
VANITY CABINET – DRAWER BASE		12" x 33" x 21" 15" x 33" x 21" 18" x 33" x 21"	VAD12, VAD15, VAD18 2020 Code: DB##3321	
VANITY CABINET – DRAWER & DOOR BASE		36" x 33" x 21" 42" x 33" x 21"	VA36, VA42 RIGHT OR LEFT DRAWERS 2020 Code: WILL BE CONFIGURED FROM SINK+DRAWER BASE	
VANITY CABINET – SINGLE SINK BASE		48" x 33" x 21"	VA48 2020 Code: WILL BE CONFIGURED FROM 24" SINK+12" DRAWER BASE ON EITHER SIDE	
VANITY CABINET – DOUBLE SINK BASE		60" x 33" x 21"	VA60DS 2020 Code: WILL BE CONFIGURED FROM 24" SINK+12" DRAWER BASE	
VANITY CABINET – SINGLE SINK BASE		60" x 33" x 21"	VA60SS 2020 Code: WILL BE CONFIGURED FROM 30" SINK+15" DRAWER BASE ON EITHER SIDE	

* Refers to the following series of cabinets: 6010; 6014; 6022; 6023; 6035; 6039; 6041; 6042

